




Herramientas
Manuales
Manuals
Tools

To Indent or Compress in Aluminum or Copper Lugs	61
To Ident or Compress in Insulated Terminals and Cord End Terminals	63
To Ident or Compress in Open Barrel, Telephony, Network or Coaxil Terminals	64
Combined	65
Kit with Interchangeable Dies	65
Wire Cut and Peeling	66
Wire Peeling	67
Wire Cut	68
Pipe Bending and Cutting	70
Insulated Screwdriver 1000V for Electric Use	70







MANUALS TOOLS

To Indent or Compress in Aluminum or Copper Lugs



MT-1



FUNCTION		RANGE (mm ²)	CHARACTERISTICS
	COOPER IDENTATION 	1,5 a 6	<ul style="list-style-type: none"> ■ Manual ■ Isolates Sleeves
	CUT	0,75 a 6	
	PEELED	0,75 a 6	
LENGTH (mm)	WEIGHT (kg)	STEP (mm)	MODEL
220	0,220	3	MT-1





HS-101



FUNCTION		RANGE (mm ²)	CHARACTERISTICS
	COOPER IDENTATION 	1,5 a 10	<ul style="list-style-type: none"> ■ Ratchet Tool ■ Isolates Sleeves
LENGTH (mm)	WEIGHT (kg)	STEP (mm)	
250	0,560	6	HS-101







T-16



FUNCTION		RANGE (mm ²)	CHARACTERISTICS
	COOPER IDENTATION 	1,5 a 16	<ul style="list-style-type: none"> ■ Ratchet Tool ■ Isolates Sleeves
	ALUMINUM IDENTATION 	6 a 10	
LENGTH (mm)	WEIGHT (kg)	STEP (mm)	MODEL
325	0,700	5	T-16





HD-50L



FUNCTION		RANGE (mm ²)	CHARACTERISTICS
	COOPER IDENTATION 	6 a 50	<ul style="list-style-type: none"> ■ Ratchet Tool ■ Isolates Sleeves
	ALUMINUM IDENTATION 	6 a 35	
	CORD END PH IDENTATION 	6 a 50	
LENGTH (mm)	WEIGHT (kg)	STEP (mm)	MODEL
365	0,750	5	HD-50L





CT-38



FUNCTION		RANGE (mm ²)	CHARACTERISTICS
	COOPER IDENTATION 	6 a 50	<ul style="list-style-type: none"> ■ Turret Head ■ Isolates Sleeves
	ALUMINUM IDENTATION 	6 a 35	
LENGTH (mm)	WEIGHT (kg)	STEP (mm)	MODEL
560	2,150	7	CT-38

CT-150







FUNCTION		RANGE (mm ²)	CHARACTERISTICS
	COOPER IDENTATION 	6 a 150	<ul style="list-style-type: none"> ■ Turret Head ■ Isolates Sleeves
	ALUMINUM IDENTATION 	6 a 95	
LENGTH (mm)	WEIGHT (kg)	STEP (mm)	MODEL
760	4,800	11	CT-150

MANUALS TOOLS

To Indent or Compress in Aluminum or Copper Terminals





KH-150



FUNCTION		RANGE (mm ²)	CHARACTERISTICS
	COPPER IDENTATION 	6 a 120	<ul style="list-style-type: none"> Adjustable Head with Fixed "V" cradle Isolates Sleeves
	ALUMINUM IDENTATION 	6 a 95	
LENGTH (mm)	WEIGHT (kg)	STEP (mm)	MODEL
620	3,200	11	KH-150





HX-26B




FUNCTION		RANGE (mm ²)	CHARACTERISTICS
	COPPER COMPRESSION 	6 a 25	<ul style="list-style-type: none"> Ratchet Tool Isolates Sleeves
	ALUMINUM COMPRESSION 	6 a 16	
LENGTH (mm)	WEIGHT (kg)	STEP (mm)	MODEL
350	0,700	5	HX-26B





JY-0650A



FUNCTION		RANGE (mm ²)	CHARACTERISTICS
	COPPER COMPRESSION 	6 a 50	<ul style="list-style-type: none"> Head with revolver type regulations Isolates Sleeves
	ALUMINUM COMPRESSION 	6 a 35	
LENGTH (mm)	WEIGHT (kg)	STEP (mm)	MODEL
380	1,400	5	JY-0650A




JY-25150



FUNCTION		RANGE (mm ²)	CHARACTERISTICS
	COPPER COMPRESSION 	25 a 150	<ul style="list-style-type: none"> Head with revolver type regulations Isolates Sleeves
	ALUMINUM COMPRESSION 	16 a 95	
LENGTH (mm)	WEIGHT (kg)	STEP (mm)	MODEL
650	3,800	5	JY-25150

HX-245B







FUNCTION		RANGE (mm ²)	CHARACTERISTICS
	COPPER COMPRESSION 	70 a 240	<ul style="list-style-type: none"> Head with revolver type regulations Telescopic isolates sleeves Extended length 1080 mm
	COPPER ALUMINUM 	50 a 150	
LENGTH (mm)	WEIGHT (kg)	STEP (mm)	MODEL
750	5,500	5	HX-245B

MANUALS TOOLS

To Ident or Compress in Insulated Terminals and Cord End Terminals



MT-2



FUNCTION		RANGE (mm ²)	CHARACTERISTICS
	INSULATED COMPRESSION 	0,25 a 6	<ul style="list-style-type: none"> ■ Manual ■ Isolates Sleeves
	CUT	0,75 a 6	
	PEELED	0,75 a 6	
LENGTH (mm)	WEIGHT (kg)	STEP (mm)	MODEL
220	0,220	3	MT-2



HS-30J



FUNCTION		RANGE (mm ²)	CHARACTERISTICS
	INSULATED COMPRESSION 	0,25 a 6	<ul style="list-style-type: none"> ■ Ratchet Tool ■ Isolates Sleeves
LENGTH (mm)	WEIGHT (kg)	STEP (mm)	
225	0,500	3	HS-30J



MT-3



FUNCTION		RANGE (mm ²)	CHARACTERISTICS
	CORD END PH IDENTATION 	0,50 a 16	<ul style="list-style-type: none"> ■ Manual ■ Isolates Sleeves
LENGTH (mm)	WEIGHT (kg)	STEP (mm)	
220	0,250	10	MT-3



HS-05WF



FUNCTION		RANGE (mm ²)	CHARACTERISTICS
	CORD END PH IDENTATION 	0,50 a 6	<ul style="list-style-type: none"> ■ Ratchet Tool ■ Isolates Sleeves
LENGTH (mm)	WEIGHT (kg)	STEP (mm)	
225	0,500	10	HS-05WF



HS-16WF



FUNCTION		RANGE (mm ²)	CHARACTERISTICS
	CORD END PH IDENTATION 	6 a 16	<ul style="list-style-type: none"> ■ Ratchet Tool ■ Isolates Sleeves
LENGTH (mm)	WEIGHT (kg)	STEP (mm)	
225	0,500	10	HS-16WF

AN-50WF





FUNCTION		RANGE (mm ²)	CHARACTERISTICS
	CORD END PH IDENTATION 	25 a 50	<ul style="list-style-type: none"> ■ Ratchet Tool ■ Isolates Sleeves
LENGTH (mm)	WEIGHT (kg)	STEP (mm)	
235	0,600	12	AN-50WF

MANUALS TOOLS

To Ident or Compress in Open Barrel, Telephony, Network or Coaxil Terminals



HS-03B



FUNCTION		RANGE (mm ²)	CHARACTERISTICS
	OPEN BARREL COMPRESSION 	0,50 a 6	<ul style="list-style-type: none"> Ratchet Tool Isolates Sleeves
LENGTH (mm)	WEIGHT (kg)	STEP (mm)	MODEL
225	0,500	9	HS-03B




HS-05H



FUNCTION		RANGE	CHARACTERISTICS
	COAXIL COMPRESSION 	RG 6 RG 58 RG 59 RG 62	<ul style="list-style-type: none"> Ratchet Tool Isolates Sleeves
LENGTH (mm)	WEIGHT (kg)	DETAIL	MODEL
240	0,550	COAXIL	HS-05H




MT-4



FUNCTION		RANGE	CHARACTERISTICS
	TEL/NET COMPRESSION	RJ 9/11/45	<ul style="list-style-type: none"> Ratchet Tool Isolates Sleeves
	CUT	RJ 9/11/45	
	PEELED	RJ 9/11/45	
LENGTH (mm)	WEIGHT (kg)	DETAIL	MODEL
200	0,310	TEL & NET	MT-4



HT-568R



FUNCTION		RANGE	CHARACTERISTICS
	TEL/NET COMPRESSION	RJ 9/11/45	<ul style="list-style-type: none"> Ratchet Tool Isolates Sleeves
	CUT	RJ 9/11/45	
	PEELED	RJ 9/11/45	
LENGTH (mm)	WEIGHT (kg)	DETAIL	MODEL
200	0,400	TEL & NET	HT-568R

MT-19








FUNCTION		RANGE	CHARACTERISTICS
	COAXIL COMPRESSION	RJ 6/59	<ul style="list-style-type: none"> Ratchet Tool Isolates Sleeves
	CUT	RJ 6/59	
LENGTH (mm)	WEIGHT (kg)	DETAIL	MODEL
200	0,410	COAXIL	MT-19

MANUALS TOOLS

Combined




MT-5



FUNCTION		RANGE (mm ²)	CHARACTERISTICS
	COPPER IDENTATION	1,5 a 6	<ul style="list-style-type: none"> ■ Manual ■ Isolates Sleeves
	OPEN BARREL COMPRESSION	0,5 a 6	
	INSULATED COMPRESSION	0,25 a 6	
	CUT	0,5 a 6	
	PEELED	0,5 a 6	
LENGTH (mm)	WEIGHT (kg)	STEP (mm)	MODEL
255	0,340	4	MT-5

T-007







FUNCTION		RANGE (mm ²)	CHARACTERISTICS
	COPPER IDENTACIÓN	1,5 a 10	<ul style="list-style-type: none"> ■ Ratchet Tool ■ Isolates Sleeves ■ Interchangeables Dies
	INSULATED COMPRESSION	0,25 a 6	
	CORD EN IDENTATION	0,5 a 10	
LENGTH (mm)	WEIGHT (kg)	DETAIL	MODEL
220	0,610	-	T-007

Kit With Interchangeable Dies

MKT-5D





FUNCTION		RANGE (mm ²)	CHARACTERISTICS
	COPPER IDENTATION	1,5 a 10	<ul style="list-style-type: none"> ■ Ratchet Tool ■ Isolates Sleeves ■ Intechangeables Dies ■ In Plastic Box with Key for Change Dies
	OPEN BARREL COMPRESSION	0,5 a 6	
	INSULATED COMPRESSION	0,25 a 6	
	CORD EN IDENTATION	0,5 a 16	
DIMENSIONS (mm)	WEIGHT (kg)	DETAIL	MODEL
270 X 220 X 60	1,250	-	MKT-5D

MANUALS TOOLS

Wire Cut and Peeling



MT-6



FUNCTION		RANGE (mm ²)	CHARACTERISTICS
	CUT	0,5 a 2,5	<ul style="list-style-type: none"> ■ Manual Peeling ■ Front Pulling
	PEELED	0,5 a 2,5	
LENGTH (mm)	WEIGHT (kg)	DETALLE	MODEL
155	0,130	Spring	MT-6



MT-7



FUNCTION		RANGE (mm ²)	CHARACTERISTICS
	CUT	0,25 a 6	<ul style="list-style-type: none"> ■ Cross Peeling
	PEELED	0,25 a 6	
LENGTH (mm)	WEIGHT (kg)	DETAIL	MODEL
200	0,380	Spring	MT-7



MT-8



FUNCTION		RANGE (mm ²)	CHARACTERISTICS
	CUT	0,5 a 6	<ul style="list-style-type: none"> ■ Front Peeling
	PEELED	0,5 a 6	
LENGTH (mm)	WEIGHT (kg)	DETAIL	MODELO
170	0,160	Spring	MT-8


MT-9



FUNCTION		RANGE (mm ²)	CHARACTERISTICS
	CUT	1 a 3,2	<ul style="list-style-type: none"> ■ Cross Peeling ■ With Rule
	PEELED	1 a 3,2	
LENGTH (mm)	WEIGHT (kg)	DETAIL	MODELO
175	0,350	Spring	MT-9

MT-10




FUNCTION		RANGE (mm)	CHARACTERISTICS
	PEELED	∅ 4 a 25	<ul style="list-style-type: none"> ■ Circular and Longitudinal Peeling
LENGTH (mm)	WEIGHT (kg)	DETAIL	MODELO
185	0,080	Regulable	MT-10

MANUALS TOOLS

Wire Peeling


MT-11



FUNCTION		RANGE (mm)	CHARACTERISTICS
	PEELED	ø 28 a 35	■ Circular and Longitudinal Peeling
LENGTH (mm)	WEIGHT (kg)	DETAIL	MODEL
170	0,075	Regulable	MT-11


MT-12




FUNCTION		RANGE (mm)	CHARACTERISTICS
	PEELED	ø 35 a 50	■ Circular and Longitudinal Peeling
LENGTH (mm)	WEIGHT (kg)	DETAIL	MODEL
135	0,140	Regulable	MT-12


LG-5



FUNCTION		RANGE (mm)	CHARACTERISTICS
	PEELED	> ø 25	■ Circular and Longitudinal Peeling
LENGTH (mm)	WEIGHT (kg)	DETAIL	MODEL
155	0,155	Regulable	LEG-5


BXQ-Z-40A



FUNCTION		RANGE (mm)	CHARACTERISTICS
	PEELED	ø 14 a 40	■ Circular and Longitudinal Peeling
LENGTH (mm)	WEIGHT (kg)	DETAIL	MODEL
275	0,900	Regulable	BXQ-Z-40A

MT-13




FUNCTION		RANGE	CHARACTERISTICS
	PEELED	RG 58/59/62/6	■ Circular Peeling
LENGTH (mm)	WEIGHT (kg)	DETAIL	MODEL
95	0,035	Regulable	MT-13

Wire Cut


MT-14



FUNCTION		RANGE (mm)	CHARACTERISTICS
	CUT	< \varnothing 3.2	<ul style="list-style-type: none"> ■ Manual ■ Isolates Sleeves
LENGTH (mm)	WEIGHT (kg)	DETAIL	MODEL
125	0,070	Control cabinet	MT-14


MT-15



FUNCTION		RANGE (mm ²)	CHARACTERISTICS
	CUT	< 25	<ul style="list-style-type: none"> ■ Manual ■ Isolates Sleeves
LENGTH (mm)	WEIGHT (kg)	DETAIL	MODEL
165	0,155	Reinforced	MT-15


MT-16



FUNCTION		RANGE (mm ²)	CHARACTERISTICS
	CUT	< 50	<ul style="list-style-type: none"> ■ Manual ■ Isolates Sleeves
LENGTH (mm)	WEIGHT (kg)	DETAIL	MODEL
215	0,325	Reinforced	MT-16


MT-17



FUNCTION		RANGE (mm ²)	CHARACTERISTICS
	CUT	< 95	<ul style="list-style-type: none"> ■ Manual ■ Isolates Sleeves
LENGTH (mm)	WEIGHT (kg)	DETAIL	MODEL
235	0,520	Reinforced	MT-17

MT-18




FUNCTION		RANGE (mm ²)	CHARACTERISTICS
	CUT	< 185	<ul style="list-style-type: none"> ■ Manual ■ Isolates Sleeves ■ Telescopic ■ Extended Length 550 mm
LENGTH (mm)	WEIGHT (kg)	DETAIL	MODEL
355	1,200	Scissor lock	MT-18

MANUALS TOOLS

Wire Cut


HS-250



FUNCTION		RANGE (mm ²)	CHARACTERISTICS
	CUT	< 240	<ul style="list-style-type: none"> Manual Isolates Sleeves
LENGTH (mm)	WEIGHT (kg)	DETAIL	MODEL
540	1,470	Long handle	HS-250


HS-500



FUNCTION		RANGE (mm ²)	CHARACTERISTICS
	CUT	< 500	<ul style="list-style-type: none"> Manual Isolates Sleeves
LENGTH (mm)	WEIGHT (kg)	DETAIL	MODEL
690	2,450	Long handle	HS-500


TCR-325



FUNCTION		RANGE (mm ²)	CHARACTERISTICS
	CUT	< 240 (ø 32mm)	<ul style="list-style-type: none"> Ratchet Tool Isolates Sleeves
LENGTH (mm)	WEIGHT (kg)	DETAIL	MODEL
250	0,650	With locking	TCR-325


TCR-500



FUNCTION		RANGE (mm ²)	CHARACTERISTICS
	CUT	< 500 (ø 55mm)	<ul style="list-style-type: none"> Ratchet Tool Isolates Sleeves
LENGTH (mm)	WEIGHT (kg)	DETAIL	MODEL
320	0,980	With locking	TCR-500

ZC-95A




FUNCTION		RANGE	CHARACTERISTICS
	CUT	< ø 95mm	<ul style="list-style-type: none"> Ratchet Tool Isolates Sleeves Extended Length
LENGTH (mm)	WEIGHT (kg)	DETAIL	MODEL
530-725	6,300	With locking	ZC-95A

MANUALS TOOLS

Pipe Bending and Cutting / Insulated Screwdriver


DCM-22



FUNCTION		RANGE (pulgadas)	CHARACTERISTICS
	BENT	ø 1/4" a ø 7/8"	<ul style="list-style-type: none"> Ratchet Tool With interchangeable Dies and Box
LENGTH (mm)	WEIGHT (kg)	DETAIL	MODEL
470 x 310 x 120	5,171	Interch. cradles	DCM-22


CCP-1



FUNCTION		RANGE (mm)	CHARACTERISTICS
	CUT	< ø 12	<ul style="list-style-type: none"> Manual For Flexible Plastic Pipe
LENGTH (mm)	WEIGHT (kg)	DETAIL	MODEL
80	0,020	-	CCP-1


CCP-2



FUNCTION		RANGE (mm)	CHARACTERISTICS
	CUT	< ø 25	<ul style="list-style-type: none"> Ratchet Tool For Flexible Plastic Pipe
LENGTH (mm)	WEIGHT (kg)	DETAIL	MODEL
190	0,530	-	CCP-2


CCP-3



FUNCTION		RANGE (mm)	CHARACTERISTICS
	CUT	< ø 42	<ul style="list-style-type: none"> Ratchet Tool For Flexible Plastic Pipe
LENGTH (mm)	WEIGHT (kg)	DETAIL	MODEL
200	0,290	-	CCP-3

Insulated Screwdriver 1000V for Electric Use

DEC / DEP



FUNCTION	WIDTH (mm)	USEFUL LENGTH (mm)	TOTAL LENGTH (mm)	WEIGHT (kg)	MODEL
Philips	3,0	75	155	0,030	DEC-3
Philips	5,0	100	195	0,055	DEC-5
Philips	6,0	100	215	0,090	DEC-6
Philips	8,0	150	270	0,155	DEC-8
Slotted	3,0	100	180	0,030	DEP-3
Slotted	4,0	100	195	0,050	DEP-4
Slotted	5,5	125	225	0,065	DEP-5,5
Slotted	6,5	150	255	0,100	DEP-6,5
Slotted	8,0	175	300	0,170	DEP-8